

Home of Dinosaurs

at Melbourne Museum

Teacher guide

Home of Dinosaurs

Melbourne Museum is the Home of Dinosaurs! Our dinosaur galleries include:

- *Dinosaur Walk*
- *Triceratops: Fate of the Dinosaurs*
- *Gandel Gondwana Garden*
- *600 million years: Victoria evolves*

As well as being the Home of Dinosaurs, Museums Victoria has an active research team of palaeontologists, who regularly find and name new prehistoric species!

We hope you and your students enjoy using this guide, and we look forward to seeing you at Melbourne Museum.


Table of contents

— Map	3
— Pre-Visit Activities	
Dinosaur Diary: before visit	4
Match-a-saurus!	5
— Post Visit Activities	
Dinosaur Diary: after visit	6
Write-a-saurus!	7
Spot the Adaptation	14
Memory Game	15

Melbourne Museum

What will you see when you come on your excursion?

- | | | | |
|---|----------------|----|-----------------|
| 1 | Archaeopteryx | 7 | T. rex tooth |
| 2 | Mamenchisaurus | 8 | Wollemi Pine |
| 3 | Talarurus | 9 | Koolasuchus |
| 4 | Dinosaur eggs | 10 | Australovenator |
| 5 | Meteorites | 11 | Leaellynasaura |
| 6 | Triceratops | | |



What will I see? Dinosaur Diary

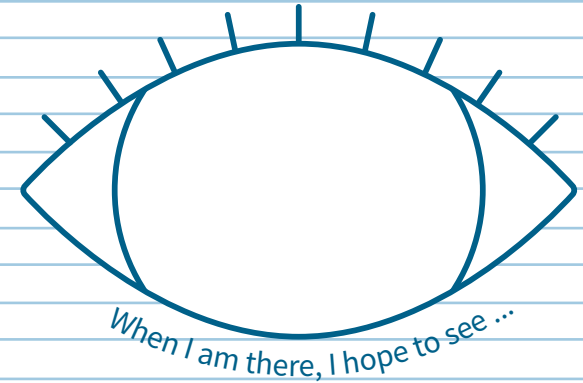
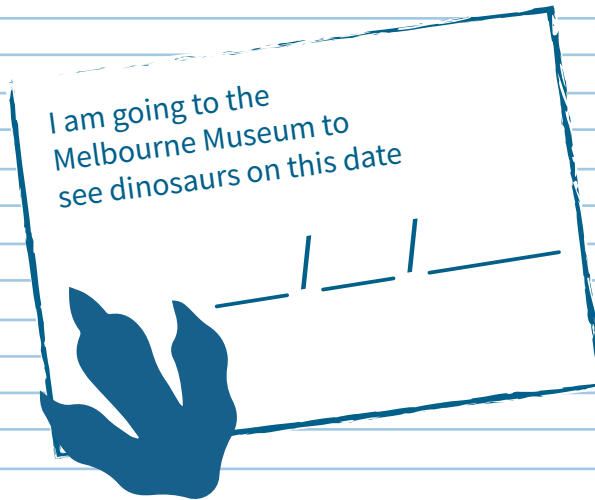
You are going on an excursion
to Melbourne Museum to see
some dinosaurs!

Fill in your Dinosaur Diary
so you are ready to go!

This Dinosaur Diary belongs to:


I am going to the
Melbourne Museum to
see dinosaurs on this date

____ | ____ | ____



When I am there, I hope to see ...

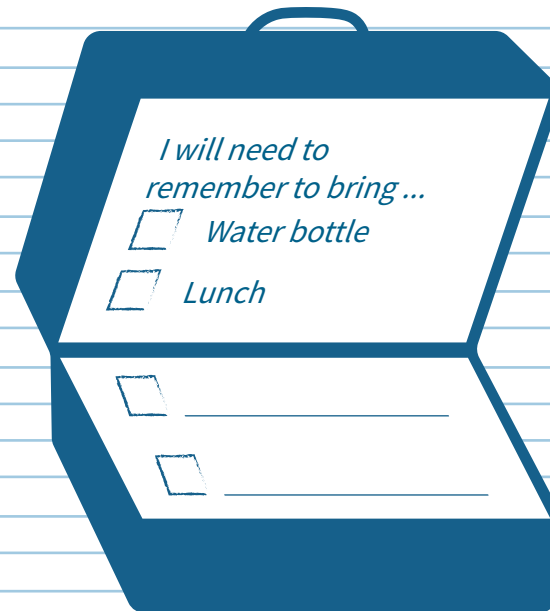
One question I have
about dinosaurs is ...



I will need to
remember to bring ...

Water bottle

Lunch



We will be traveling to
Melbourne Museum by ...



Tram



Bus



Train

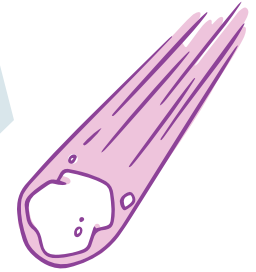


Walking

Match-a-saurus!

Read out the sentence and match it to the object!
These are some of the dinosaurs, fossils and living fossils you might see on your excursion.


I am from outer space! I flew in through Earth's atmosphere at a great speed.
When I landed, I made a massive crater. Scientists think that I caused the extinction of dinosaurs!
I am a meteorite!



I am round. I am now very hard, but I wasn't when I was first made. I was once fragile, and a baby might have hatched out of me!
I am a group of dinosaur eggs!




My fossil claws have been found in Queensland and Victoria. My claws were VERY sharp. I had sharp teeth. I liked to eat other animals!
I am an *Australovenator*!

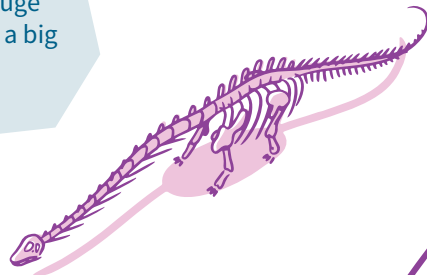


Here is one to get you started!


I walked on two legs. I ate plants. My fossils were found in Victoria, Australia. I was named after a girl called Leaellyn.
I am *Leaellynasaura*!



I have a huge head! I have a huge body. I like to eat plants. I have a big frill. I have three horns!
I am *Triceratops*!




I walk on four legs. I ate plants. I have the longest neck of any dinosaur!
I am *Mamenchisaurus*!
You can find me in the *Dinosaur Walk* exhibition.



I have a flat body. I used to live in rivers. My tail looks like a tadpole tail. I have a shovel-like head!
I am a *Koolasuchus*!

I walk and run on two legs. I have a big head. I have two tiny arms. I only have two claws on each hand. I have VERY sharp teeth!
I am *T. rex*!



After the visit. Dinosaur Diary

We went on an excursion
to Melbourne Museum
to see dinosaurs.

Write or draw!

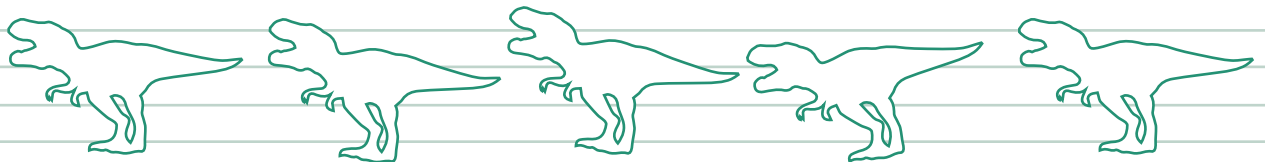
My favourite things to see were ...



On the excursion, I learned that ...



I would rate the excursion ...



Write-a-saurus!

Create a short imaginative story using your knowledge of dinosaurs.

After your trip to the museum, write a story about your visit. It could be real or imagined.

1. To begin with, read a story to your students, such as:



Frankie and the Fossil
by Jess McGeachin



If I had a dinosaur
by Alex Barrow
and Gabby Dawney

2. Let the students know they will write a dinosaur story and choose three objects. They can cut them out and place them on their background.
3. Let them choose a background to place your objects in.
4. Let them choose three verbs from the verb list to use.
5. Let them choose three adjectives from the adjectives to use.
6. Have the students work out their beginning, middle and end of their story.
7. Students might like to share their stories.

Word Choices

Select at least three verbs and three adjectives that you would like to use in your story.

Noun

A name for a person, animal place or a thing.

Verb

A word used to describe an action.

Adjective

A word naming an attribute of a noun.

Objects/Nouns	Verbs	Adjectives
<input type="checkbox"/> <i>Triceratops</i>	<input type="checkbox"/> To squash	<input type="checkbox"/> Ancient
<input type="checkbox"/> Meteorite	<input type="checkbox"/> To stomp	<input type="checkbox"/> Enormous
<input type="checkbox"/> <i>T. rex</i>	<input type="checkbox"/> To roar	<input type="checkbox"/> Terrifying
<input type="checkbox"/> <i>Koolasuchus</i>	<input type="checkbox"/> To squeal	<input type="checkbox"/> Adorable
<input type="checkbox"/> Person	<input type="checkbox"/> To crack	<input type="checkbox"/> Grotesque
<input type="checkbox"/> Another person	<input type="checkbox"/> To hide	<input type="checkbox"/> Miniscule
<input type="checkbox"/> Dinosaur eggs	<input type="checkbox"/> To dig	<input type="checkbox"/> Magnificent
<input type="checkbox"/> <i>Leaellynasaura</i>	<input type="checkbox"/> To excavate	<input type="checkbox"/> Frightened
<input type="checkbox"/> <i>Australovenator</i>	<input type="checkbox"/> To grow	<input type="checkbox"/> Timid
<input type="checkbox"/> Volcano	<input type="checkbox"/> To devour	<input type="checkbox"/> Fabulous

Plan your story

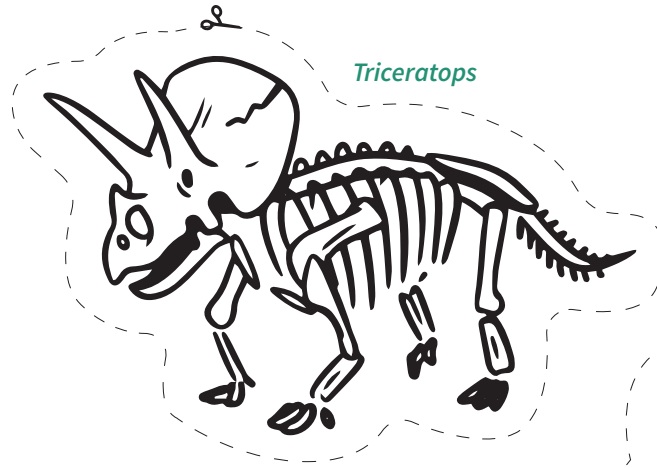
Any good story
starts with a plan ...

What will happen in the
BEGINNING of your story?

What will happen in the
MIDDLE of your story?

What will happen in the **END** of your story?


Cut out the objects to make your story



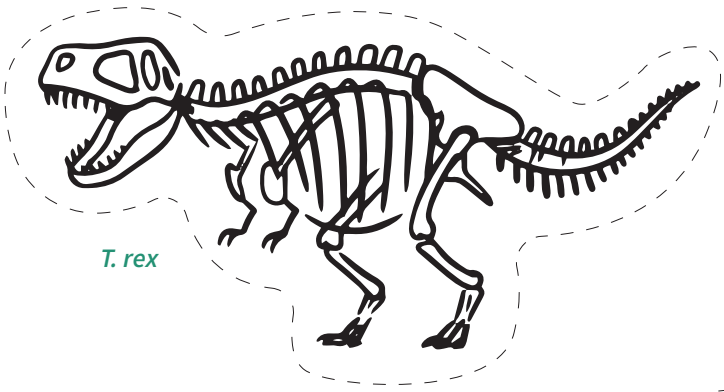
Triceratops



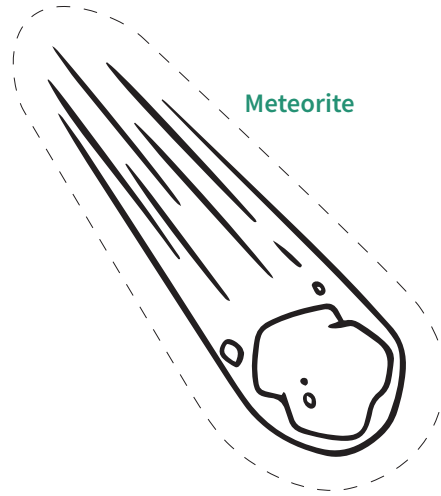
Australovenator




Leaellynasaura



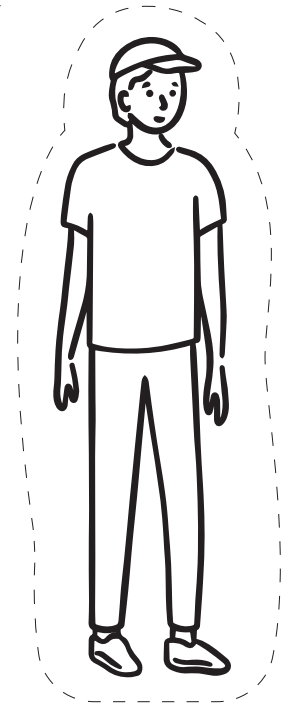
T. rex




Meteorite




Person




Person



Koolasuchus




Dinosaur eggs



Volcano

Write-a-saurus at school




Write-a-saurus at home



Write-a-saurus

In the garden



Spot the Adaptation

All living things have evolved and changed over time to survive in their environment, even us!

An **adaptation** is any trait or feature that helps a living thing to survive and can be passed in to its offspring (otherwise known as babies – if we are talking about animals).

Triceratops horridus and *Tyranosaurus rex* both lived at the same time, and in the same place and in the same environment on Earth. AMAZING! They both had **adaptations** which helped them to survive.

Examine *Triceratops* and list all of the adaptations you can find?



Triceratops horridus at Melbourne Museum

Memory Game

The first player turns over 2 cards. If the pictures match, the player keeps the cards and tries again for another match. If they do not match the cards are turned over again and the next player takes a turn.

Each player must try to remember where they have seen cards, so they can use them to make a match. Cut out the cards to start playing!

