

**Nocturnal:
Museum
After Dark
Visual Story**



**MELBOURNE
MUSEUM**



What is a Visual Story?

Visual stories are written in an easy read format and use pictures to provide greater accessibility for everyone.

This Visual Story has been developed in collaboration with Autism Spectrum Australia.

Visual stories are used to prepare people for a new environment or situation. Visual stories help me to become more familiar with a situation or event, and know what to expect before I attend.

Being prepared and knowing what to expect can help to reduce my anxiety and stress.

Acknowledgement of Country

Museums Victoria acknowledges the Wurundjeri Woi Wurrung and Boon Wurrung Bunurong peoples of the eastern Kulin Nations where we work, and First Peoples across Victoria and Australia.

Melbourne Museum, in partnership with the First Peoples of Victoria, is working to place First Peoples living cultures and histories at the core of our practice. Visit the [Bunjilaka Aboriginal Cultural Centre website](#) for more information.

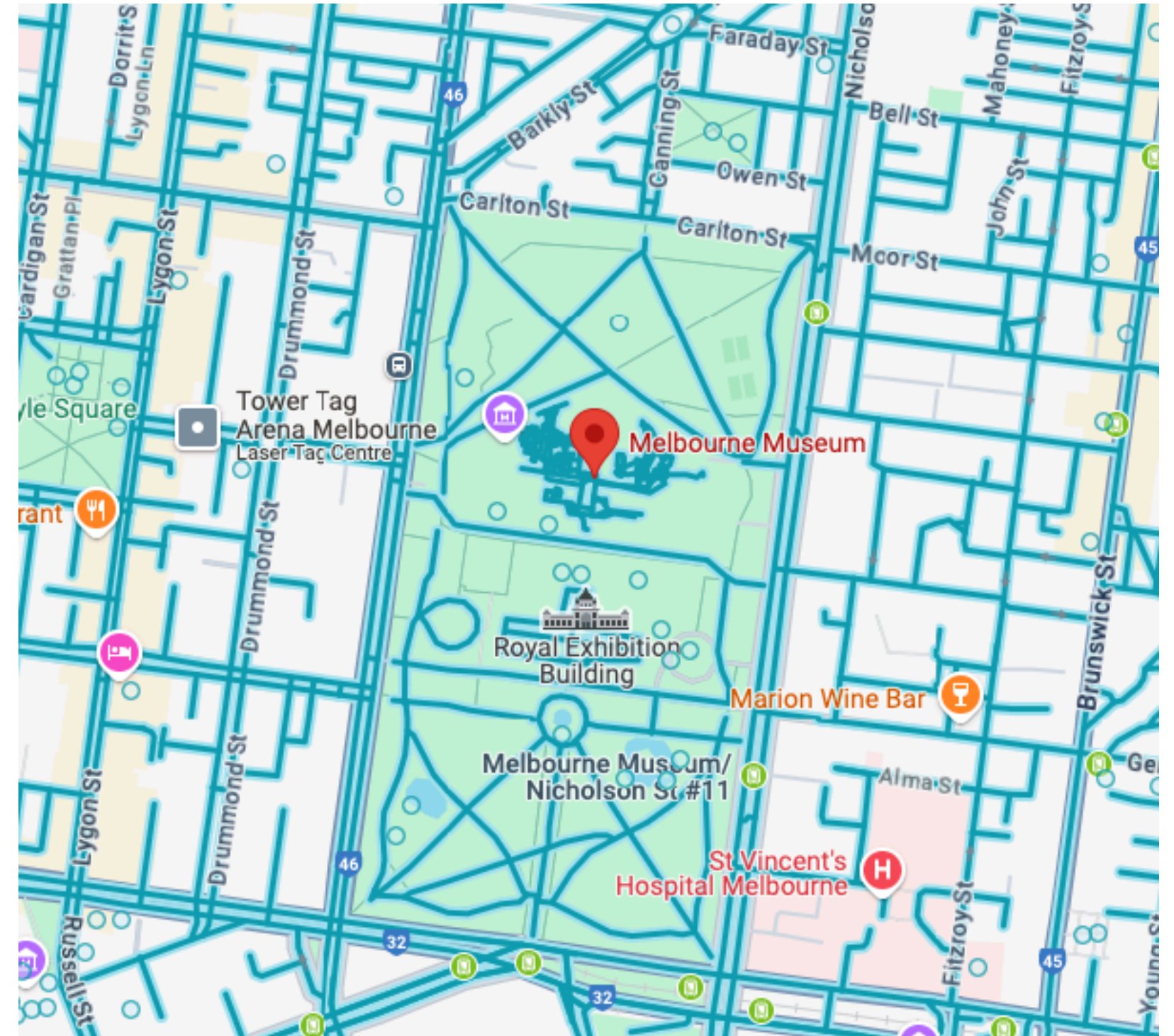
This land has been a place to gather, share stories and meet new people, and we are so grateful to welcome you so that we can come together in this space and do that too.

Where is Melbourne Museum

Melbourne Museum
11 Nicholson Street
Carlton, Victoria, 3053



The outside of the building looks like this



See Google Maps.

Where is Melbourne Museum

When I visit the museum I may get there by car, bus, tram or train.

I will look for the big building with a front of glass which is Melbourne Museum, with another large older brick building called the Royal Exhibition Building opposite it.

If I come by car, we might park in one of the parking spots around Carlton Gardens or go into the museum car park from Nicholson or Rathdowne Streets.

We will drive our car down a ramp, take a ticket from a machine, the barrier will lift and then we will drive into the museum car park. The car park is a large concrete area on two levels, and the lights will come on as we drive in.

Once our car is parked, we will walk through the car park and can use a lift, stairs or a ramp to get to the entrance of the museum.



The outside of the building looks like this

Getting There

Public Transport options include:

- Tram route 86 or tram route 96 to Stop 11 Melbourne Museum, corner of Nicholson and Gertrude Streets (
- Free City Circle Tram to Victoria Parade
- City loop train to Parliament Station
- Bus routes 250, 251 and 402 to Rathdowne Street
- Making a trip to the city? Take a V/Line train

Getting here by bicycle

Local bicycle facilities include bike lanes on Rathdowne St and Canning St. There is also a shared pedestrian/bike path on Nicholson St. Bicycle racks on the Plaza provide ample bike parking just outside the front door.

Parking

Located under Melbourne Museum, the car park is open 5:30am to midnight daily. Enter via Rathdowne Street or Nicholson Street. Terms and conditions apply. All rates include GST. Lost tickets incur maximum day rate. This car park is under 24-hour video surveillance.

Please note: Payment is card only.

- Book your car park online
- \$10 Flat rate after 4pm Monday to Friday
- \$10 flat rate

Entrance to Carpark




When I arrive

I know I have arrived at the entrance to the museum when I see the big glass sliding doors. I will see a sunflower sign on the front doors.

I will walk into the foyer of the museum through the sliding glass doors and I will be in a big space with a very high ceiling.

The ticket desk will be in front of me. If I have already booked my tickets friendly staff will scan my ticket at the entry. If I have not booked tickets, I can book tickets using the QR code at the door. If I am on the door list, the staff at the desk will ask my name and check the list, then let me through.

If I have a bag I don't want to carry around, I can leave it in a self-cloaking locker. The lockers are located around the corner to the left near the whale skeleton.



Accessibility Information

Accessible entrance

The main entrance is accessible. It is in the central courtyard between the Royal Exhibition Building and the Melbourne Museum.

Getting to the entrance:

- The doorway is a flat, paved surface with no step.
- The car park has a lift to the ground floor.
- The kerbside on Nicholson and Rathdowne Street is a gentle sloping kerb.

Wheelchairs

Wheelchairs (standard and wide) are available free of charge from the foyer at Melbourne Museum. We recommend booking a wheelchair by calling Melbourne Museum on 13 11 02 before your visit.

All exhibition galleries and public spaces have lift and/or ramp access.

Wheelchair/mobility scooter seating spaces are available at IMAX Melbourne.

You can purchase these spaces online at imaxmelbourne.com.au by buying your ticket and choosing the wheelchair/mobility spaces on the IMAX seat map or by calling the IMAX Box office at (03) 9663 5454.

A wheelchair access map can be provided upon request from the front desk.

Accessible lifts

Accessible lifts at Melbourne Museum are located:

Rathdowne Street Carpark

Nicholson Street Carpark

Between the Museum Shop and Café to upper and lower levels of Melbourne Museum

Triceratops: Fate of the Dinosaurs exhibition

IMAX Theatre

There are ramps throughout the Forest Gallery and Milarri Gardens

Blind and low vision access

Guide dogs and other registered assistance dogs are welcome in the museum.

The lifts have tactile indicators.

Some exhibitions may have tactile components. Please ask at the ticket desk for more information.

Deaf access

The National Relay Service (NRS) can assist people who are deaf or have a hearing or speech impairment. Please visit their website for more information.

24-hour relay call numbers:

- TTY/voice calls: 133 677
- Speak & Listen: 1300 555 727
- SMS Relay: 0423 677 767

Assistive listening

There are hearing loops in a number of spaces at Melbourne Museum. Hearing Loops are located in:

Ground floor - First Peoples - Creation Cinema - Lower ground floor - Theatre

Accessibility Information

Toilets

Accessible toilets are located across the three levels of Melbourne Museum:

Ground Level

- School's Entrance (Accessible / Baby Change Facilities / All Persons) has a door width of approximately 750mm and a left-hand transfer.
- Between the Museum Shop and Cafe (Accessible / Baby change table / All Persons) has a door width of approximately 800mm with a left-hand transfer.
- Foyer in front of Bunjilaka Aboriginal Cultural Centre (Accessible / Baby change table / All Persons) has a door width of approximately 750mm and a left-hand transfer.
- Museum Theatre (Accessible / Baby change table / All Persons) has a door width of approximately 820mm with a right-hand transfer.

Upper Level


- Foyer across from Mind and Body Gallery (Accessible / Baby change table / All Persons) has a door width of approximately 840mm with a left-hand transfer.
- Foyer across from Melbourne Gallery (Accessible / Baby change table / All Persons) has a door width of approximately 840mm with a left-hand transfer.
- All toilet doors open inwards.
- Please note that the minimum toilet facility dimensions for DDA compliance are based on wheelchair dimensions, not motorised scooter dimensions. The toilet facilities at Melbourne Museum may not accommodate the width and turning range requirements of mobility scooters.
- Melbourne Museum does not have a hoist or adult changing facilities.

Sensory Bags

If you have sensory sensitivities or are feeling overwhelmed during your visit, you can borrow a free sensory bag.

The bags contain:


Noise reduction earmuffs, Fidget tools, A communication card. Sensory bags can be borrowed from the admissions desk located in the entrance foyer and returned to the same location at the end of your visit



Accessibility Information

Hidden Disabilities Sunflower program

Museums Victoria is a proud Hidden Disabilities Sunflower program partner to support and raise awareness of those living with a hidden disability. The training of Museums Victoria staff, both public facing and back of house, ensures that our staff are able to offer respectful and discreet help to those who need it. By wearing the Hidden Disabilities Sunflower lanyard or wristband, visitors can communicate their requirement for support in a way that is recognised and respected by staff.



What to expect

- I will check in with a QR Code on arrival or mention my name to staff if I am on a door list.
- I can ask questions to the staff at the front desk.
- There will staff from the Melbourne Museum at the Welcome Desk and around the venue if you need anything.
- I can move from one activity to another whenever I like.
- I can scan the program on the sign to see when things are happening.
- I can buy drinks including alcohol and snacks at the bar.
- I can stay as long or as little as I like.




Ticket Scanner with QR Code



Welcome Desk with Staff



Bar with Drinks and Snacks




Program I can scan

What to expect

- Some areas of the museum have bright light and some areas are darker.
- There will be a DJ playing music in the main foyer that at times will play loud music.
- I may hear dinosaur noises when I am walking around exhibitions.



Some areas will be bright.




Some areas will be darker



DJ playing in the main foyer

What to expect

- There will be a quiet, low sensory room on the ground level if I need a break.
- I can sit on chairs or lounges anywhere in the museum.
- I can look for signs to see when things are on



I can sit on chairs and lounges



Learning Lab Studio



I might hear dinosaur noises

What to expect

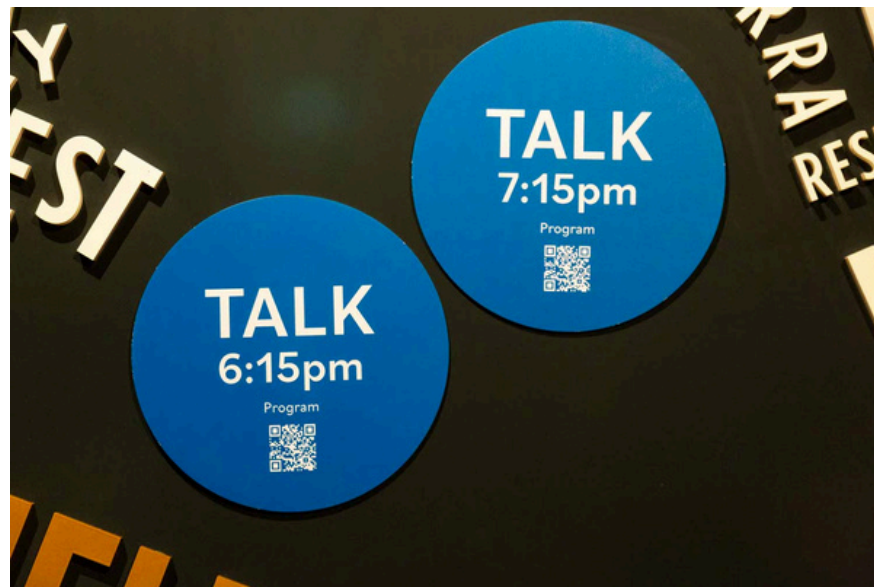
- I can join in with activities if I like or I can choose not to.
- Sometimes it may be crowded when an activity is happening in one place.
- I can sit and listen to talks and tours.
- I can explore the museum.



Some places may be crowded



I can listen to talks and tours



I can look at signs to see when things are on.



I can explore the museum



Event Timeline

Talks & Tours

First Peoples Exhibition Introduction

6:30pm & 7:30pm | Bunjilaka, Ground Level | Expert Talk

Learn about Bunjilaka Aboriginal Cultural Centre and the First Peoples exhibition with Jess Alderton, First Peoples Senior Programs Officer at Museums Victoria.

Gateway to the Galaxies

6:15pm & 7:30pm | Learning Lab, Ground Level | Expert Talk

Unravel the mysteries of the universe and discover how the James Webb Space Telescope is poised to revolutionise our understanding of our universe with Stephanie Bernard, Learning Facilitator at Scienceworks and PhD Candidate at the School of Physics, University of Melbourne.

Star Connections across the Great Ocean

6:45 & 8pm | Learning Lab, Ground Level | Expert Talk

Talanoa with Sione Napi Francis, Collection Manager at Museum's Victoria and connect with the rich cultural significance of Mataliki, Matariki or the Pleiades star cluster, with respect, to the First Nations Seven Sisters song lines. Celebrated as ancestors, navigators or the eyes of a high chief, these humble stars represent an epic story of empowerment, achievement, and humility, connecting Pasifika communities, across Moana Oceania.

Expert Talks



Event Timeline

Talks & Tours

Light Fantastic

7:15pm & 8:15pm | Gandel Gondwana Garden, Upper Level | Expert Talk

Astronomers use light to answer the biggest questions of the universe. Explore the hidden wonders that light reveals with Dr Tanya Hill, Museum Victoria's Senior Curator of Astronomy and take the opportunity to have your questions about the universe answered.

Triceratops Tour


7pm & 8:30pm | Triceratops, Ground Level | Tour

Embark on an insider's journey through Triceratops: Fate of the Dinosaurs and discover how the stars aligned to uncover one of the most complete triceratops fossils ever found. Presented by Sydney Shuherk, Visitor Engagement Team Leader at Museums Victoria.

Murchison Meteorites

6:30pm & 7:45pm | Galleria West, Upper Level | Short Spot Talk

Journey through time with Melbourne Museum's Visitor Engagement Officers to explore some truly incredible meteorites with histories stretching back to the beginning of our solar system and beyond.



Triceratops Tour

Event Timeline

Activitites & Music

Sarita

6pm – 9pm | Foyer, Ground Level | Music

Melbourne/Naarm-based DJ and regular PBS FM broadcaster Sarita, plays cosmic-influenced house and disco with sojourns into jazz and tropical sounds

Matariki Star Weaving

6:30pm – 8:30pm | Main Foyer, Ground Level | Art Drop-in

Join cultural practitioners Tāne Te Manu and Te Rarangi as they share Māori celestial traditions in celebration of Matariki – the rising of the star cluster known globally as Pleiades, the Seven Sisters, Matariki or Makali'i. Recognised and honoured by many cultures, this cluster carries deep ancestral knowledge and meaning.

Through storytelling and hands-on star weaving, you'll discover the significance of each star in the Matariki cluster and its connection to land, ocean, and wellbeing.

Museum Masterminds

6:45 & 7:45pm | Museum Café, Ground Level | Trivia

Get quizzical with Sci-Fi inspired Museum trivia, hosted by quizmaster Chris Heaslip.

Windows to the Universe

6pm – 9pm | North Terrace | Astronomy

Marvel at the beauty of our closest planetary neighbours under the vast expanse of the night sky. Presented by the Astronomical Society of Victoria.



DJ in the main foyer

What is expected

There are some rules I must follow. This is so that everyone can enjoy the event and stay safe.



I will wear my
headphones if it is
too loud.



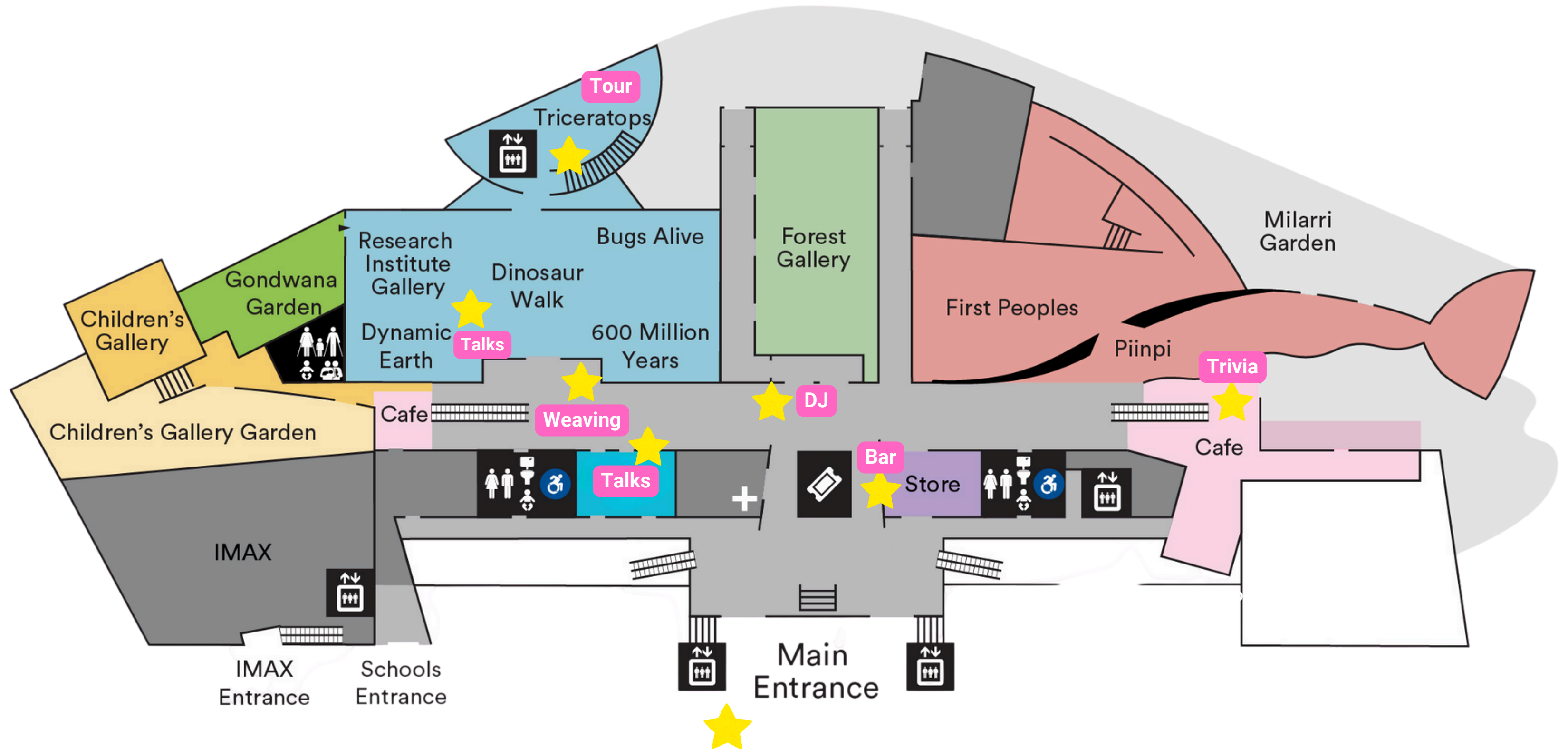
I will take a break in
the Quiet Room if I
need.



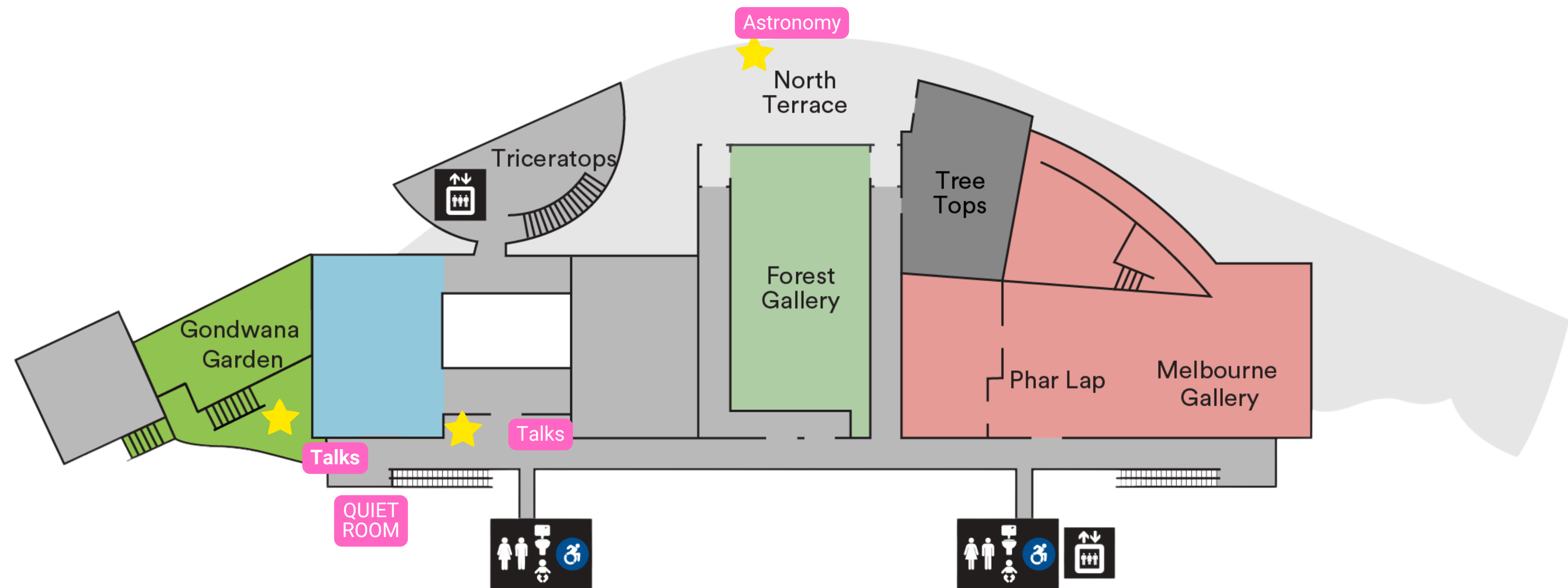
I will ask for support
if I want it.

Map of Event Activities

Ground Level



Map of Event Activities Upper Level



Thank you for visiting!
We hope to see you again soon!



**This visual story was created in
partnership with The A List and Aspect**