

Planning a visit to Scienceworks

Visual story



Scienceworks

Scienceworks is a hands-on museum about science and technology of the past, present and future.

The address of Scienceworks is:

2 Booker Street,
Spotswood, Victoria

Entrance is through the doors on the left and the right.

Scienceworks opens at 10am.



Getting there

Car Parking

There is a ticketed car park out the front of Scienceworks.

Payment is by card or pay-by-phone.

To register for pay-by-phone https://easypark.com.au/en_au

Friday night and weekend parking can be busy, so allow extra time to find a park.

There is another carpark at the corner of Booker Street & Simcock Avenue.

There is also some free street parking.

Accessible parking

There are accessible parking spaces in the main Scienceworks car park, near the building entry.

There are kerb ramps in front of the museum forecourt. The accessible car parking bays have a minimum clearance of 5200mm x 3200mm.

Further accessibility information to help plan a visit can be found at this link: <https://museums victoria.com.au/scienceworks/plan-your-visit/accessibility/>



Train and Bus Information

Trains to Williamstown, Werribee and the city are available at Spotswood Station, a 15 minute walk via Hudsons Road. Buses to Williamstown and Footscray are available on Melbourne Road, a 25 minute walk via Hudsons Road. For more information contact Metlink on 131 638.



Trains



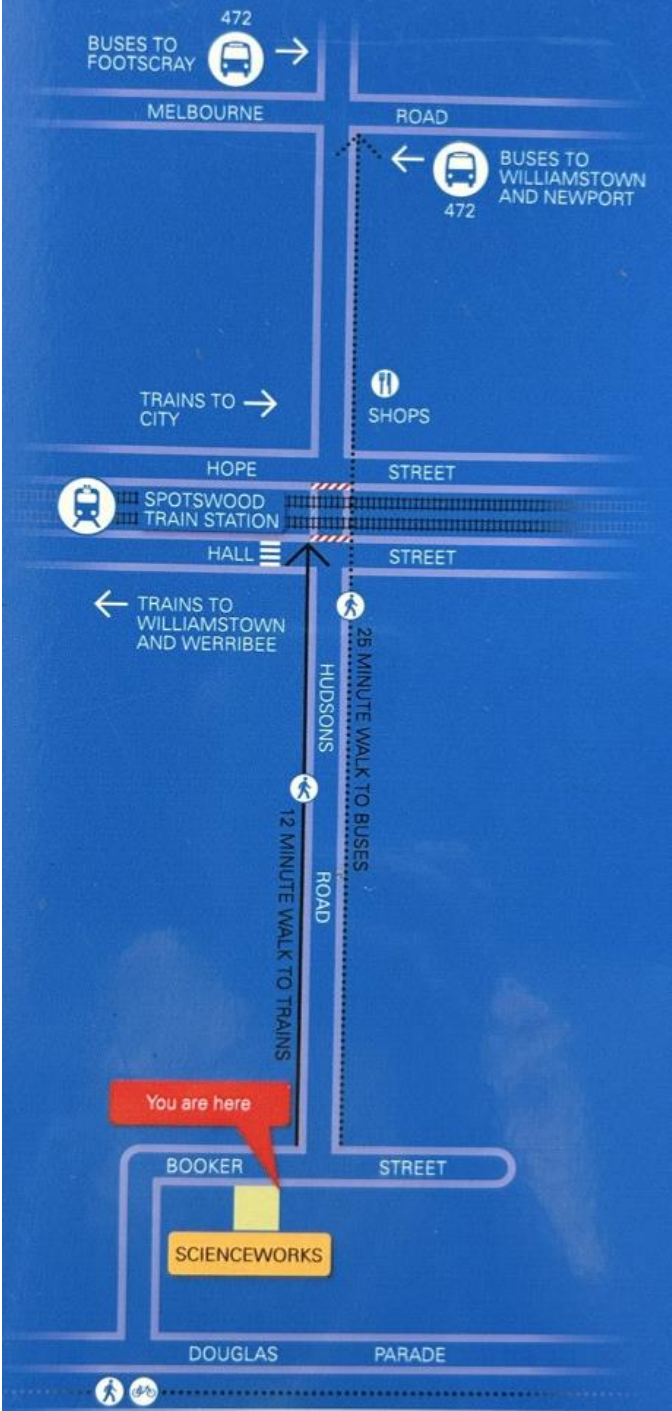
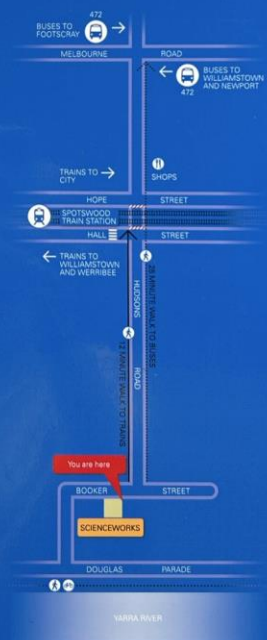
15 min, via Hudsons Road



Buses



25 min, via Hudsons Road



Getting there

Other transport options include:

- Public transport via train (Werribee and Williamstown Lines) to Spotswood. Allow for a 10-15 minute walk.
- A ferry is available daily from [Fisherman's Bend – Westgate Punt](#).
- Bicycle routes are along the Maribyrnong River, Hyde Street, the Yarra River and Hudsons Road.





Buying tickets

I will enter the museum through automatic sliding doors.

I might need to wait in line to buy tickets. If it is busy, there might be people lined-up outside of the building.

I could use this time to decide if I want to buy extra tickets to see any shows or special exhibitions. Information will be on the big sign behind the ticket desk or on the website.

Pre-purchased tickets

If I have pre-purchased tickets I can use the express line on the left side.

I can [buy tickets](#) before my visit here.



Information

Finding out what we can do at Scienceworks

I can go to the desk that says "Information" to get a map of Scienceworks and find out what to see and do.

Bags can be stored at the information desk.

Staff who can help

People who work at Scienceworks wear rainbow lanyards and may also wear a nametags and a uniform.

If I need help, staff at Scienceworks can help me.

There will always be staff at the Information Desk or the Ticket Desk.

Information



Sensory bags to borrow

Scienceworks can be loud and busy.

I might like to bring my own sensory tools to help me in this space.

If I don't have my own, Scienceworks has some things that can help me if I need.

We can borrow a sensory bag for the day. Inside the bag are:

- Ear defenders to make noise quieter
- Sensory tools
- Communication cards

Sensory bags can be borrowed from the Information Desk.



Sensory spaces

Scienceworks is a great place for sensory-seeking.

It can get very busy on weekends and during school holidays.

If I need to find a quiet place I can ask a staff member for help.

The [Sensory Map](#) can be used as a guide but conditions can vary.

The start and the end of the day are usually the quieter parts of the day.

On the first Saturday of every month (excluding school holidays) Scienceworks offers [Low Sensory Sessions](#).



Finding my way around Scienceworks

Behind the Ticket Desk is the ground foyer. I can find the lifts and stairs to get to other levels. There are 3 levels.

Lower Ground – This is where the Energy Lab is. Sometimes activities happen here.

Ground – This is where Sportsworks, Think Ahead, Ground Up, Stem Lab, the gift shop and planetarium are.

Upper Level – This is where the Beyond Perception gallery is.

From the ground level, I can also go outside to the amphitheatre stage, café, playgrounds and Pumping Station.

You can find a [map](#) here.



Toilets at Scienceworks

To find a toilet, I can look for signs, check the map or ask a staff member.

There are ambulant toilets available at the ground floor near the Information Desk, at the planetarium and in the Ground Up gallery.

The hand dryers are noisy.

Water refill stations

There are water bottle refill stations on each floor. I can put my water bottle under the tap and hover my finger over the side sensor to make the water flow.



Eating at Scienceworks

If we bring food from home, I can eat it anywhere outside, in the foyer area or on the lower ground floor.

To keep the museum clean, food and drink are not allowed in the galleries and ticketed shows.

There is a café at Scienceworks.

If it's busy, I might need to line up.



Think Ahead Gallery

The *Think Ahead* gallery is on the ground floor.

This exhibition shows how old, new, and future technologies can change our lives.

There are many things I can touch, play with, and try out.

Some things in this exhibition are for looking only. I can read information about them.



Sportsworks Gallery

Sportsworks is an exhibition space on the ground floor.

This is an active, hands-on space where I can move my body. I can try lots of sports games like running, basketball and soccer.

This exhibition can be busy and loud.

There will be lots of other people playing, so I might need to share and wait my turn.



Ground-Up Gallery

Ground Up is an exhibition for young children.

I will need to go through wooden gates to get into *Ground Up*.

This is a dark space with places to climb, explore and build things.

I might need to wait my turn or share with other children in the space. My family can play with me too.

This space is designed to be a safe area for children aged 0-5 years old.



Beyond Perception Gallery

Beyond Perception is on the upper level of Scienceworks.

This exhibition is about invisible forces around us.

This exhibition is dark, with low lighting and has lots of coloured lights on screens.

There are big cushions I can lie on to take a break.

There are short films to watch, things I can touch, and digital activities I can play with in this space.



Activities at Scienceworks

Sometimes there are extra activities on at Scienceworks, especially during school holidays.

Sometimes the activities are free, sometimes they require an extra ticket.

I can go to the Information Desk to get a map that lists what is on that day.

Scienceworks also hosts special [events](#) for families and adults throughout the year.



Seeing a show

I might see a special show in the Melbourne Planetarium, Lightning Theatre or the amphitheatre.

For my own safety, it is important that I stay seated, unless asked to be a helper.

During the show, the presenter may ask if anyone wants to help with a demonstration. The demonstrations are completely safe, and the presenter will tell me what I need to do if I get chosen.

If I have questions, I can talk to the presenter after the show is over.



Visiting the Lightning Theatre

I might book to see a show in the Lightning Theatre. It will be dark when the show starts.

Sometimes there will be very bright lightning bolts inside a metal cage. The presenter will let me know when this is about to happen. I can close my eyes if I want to.

Some parts of the show will be loud, and I will need to cover my ears. The presenter will tell me when to do this.

The metal cage keeps us safe. It holds the lightning inside so we can watch it from our seats.

If I need to, I can leave the show at any time, but I will not be able to come back in.



Visiting Melbourne Planetarium

I might book to see a show in the Melbourne Planetarium.

The planetarium is like a movie theatre, but the screen is all around the room. The room will be dark, and I will be asked to not use my phone.

During the show we will learn about the night sky, our solar system and outer space.

There are usually two parts:

- A movie
- A talk about the stars in the night sky

Some parts of the movie may have moving images. If these make me feel dizzy, I can close my eyes until I feel better.

If I need to, I can leave the show at any time, but I will not be able to come back in.



Scienceworks amphitheatre

Sometimes there are free shows in the Scienceworks amphitheatre.

I can sit on the concrete steps with rainbow colours. The yellow stairs need to stay clear so people can go up and down.

There are green foam mats I can sit on to be more comfortable.

When there is no show happening, this can be a good space if I need somewhere to eat or have some quiet time.




Outside spaces

Outside, there is a big area with grass and playgrounds.

This is a good space for eating, sitting, playing and being active.

There are some fun things to explore outside. I can also walk down to the Pumping Station.

Because we are near the coast, it can get windy and there may be seagulls nearby.



Spotswood Pumping Station

The Pumping Station is at the back of Scienceworks.

It was built over 100 years ago to help move Melbourne's sewage; but doesn't anymore.

I can still see the big steam engines that used to power the pumps.

It is an old building, and it might smell.

It can be very cold in these rooms, especially in winter.

The rooms are very large, so there can be a big echo inside.

**We hope you enjoy your visit to
Scienceworks.**