



I am going to visit the
Top Designs exhibition at
Melbourne Museum.

MELBOURNE
MUSEUM

MIND AND BODY GALLERY
through to Evolution Gallery



I will arrive at the entry to the exhibition on Level 1 where the sign says Mind and Body Gallery.

MELBOURNE
MUSEUM



I will enter the exhibition through a doorway and walk into a space filled with showcases, posters, and touch screens in cabinets.

It is a busy exhibition filled with many students' design work. There are sections to explore for different VCE and VCE VET design study areas.



Each design study area has touch screens displaying student folios. Some of the touch screens will also show images and demonstration videos of the students' work.

I will turn left and see the area with Visual Communication Design student work. A couple of pieces are backlit. I will see showcases, posters, and touch screens.

Visual Communication Design

Visual designers create and communicate through visual means that influence everyday life for individuals and communities. VCE Visual Communication Design and Informatics examines the ways visual languages can convey ideas and information in the fields of communication, environmental and industrial design. The study relies on drawing as the primary component of visual language to support the conception and visualisation of ideas.

The selected texts demonstrate design processes that employ critical, creative and reflective thinking. Students have developed their visual communication presentations through investigation and manipulation of design elements, tools, materials and methods. These works have been shaped by considerations of aesthetics and functionality alongside social, cultural, environmental and economic factors.

CONTENT WARNING

Some films contain coarse language and references to violence.

The next area I can visit is the Media Film study area, which is slightly closed with some walls. It might be crowded. It is dark to make it easier to see the films, and the sound is loud. All the films have closed captions. If I don't like this area, I can move to another area of Top Designs.



Media Print is the next area of work. There are printed books in showcases on the walls and touch screens displaying digital folios.



There are some pillars in the middle of the room. On the back of one pillar is a television screen where student interviews are being played. These might be loud, and I can move away from here if I don't like the sound.



Media Photography
is the next area with
photographs on the walls.



A low cabinet with a button and headphones showcases the work of a student in Media Audio. The audio is 27 minutes long, but I can listen for as long as I like.



Gemma Domingo
Queensland Drama School
Set and Costume Design
Man (Man Covets Bird, Finegan Kruckemeyer)

Theatre Studies films are shown on a large projection on the wall. These are silent films that are a visual presentation of students' set and prop designs. Selected pieces of student sets and props are displayed in front of the films.



Along the wall within small exhibition windows, I can explore the Top Designs Alumni from past years and Systems Engineering displays with demonstration videos. Next to this, I can see VET Engineering Studies and Integrated Technologies works.



Music (Sound Production)

VCE VET Music (Sound Production) students work with a range of contemporary industry technologies. Students learn to reinforce sound in live performance, record, edit, mix and master audio, and complete recording projects. The course is focused on the music industry, and genre, health and safety.

I can also listen to the work of two students for VET Music (Sound Production) using the headphones on a showcase plinth.










Further, along this wall, close to the entrance, I can watch animations, and look at websites and online portfolios by VET Creative and Digital Media students on touch screens.



Nearby, in the centre of the room, Product Design and Technology student works are displayed. Materials such as wood, plastics, textiles, and metals have been used by students.

The paint colours used throughout this exhibition have been made possible by Museums Victoria Colour Partner.

TAUBMANS®

	
African Violet (Taubmans)	NCS S 4040-B90G
	
NCS S 1560-R90B	NCS S 1030-R20B
	
NCS S 1070-Y20R	S0570Y40R (Taubmans)
	
Top Designs Dark Grey	
<small>Created with Coloursmith by Taubmans</small>	



I can exit the gallery through either of two doors.



If I need time to myself, I can visit the quiet room which is near the Gallery entrance. It is located near the entrance of the Gandel Gondwana Garden and has a sign on the door saying Quiet Room.



I will be inspired by the work of design students and think about what I have seen and learnt when I leave.